



DIN 52.5mm

Features :

- 3Ø - 3 Wire Input
- Monitors Overload Current, Phase Asymmetry, Phase Failure & Phase Sequence, Under Current
- LED Indication : Power ON, Trip Relay
- Test and Reset Function via Front / Remote
- DIN Rail Mount
- DPDT Relay Output
- User Selectable Trip Time Curve and Motor Current Rating

Display Specifications

Type	Analog
No. of LED	3
No. of Knob	2
No. of Push Button	2

LED Indication Chart

Conditions	Power ON	SP	OL
Nominal Condition	ON	OFF	OFF
Overload Current	ON	OFF	ON
Phase Reverse	ON	ON	OFF
Phase Asymmetry	ON	ON	OFF
Phase Failure	ON	ON	OFF
Under Current	ON	OFF	Blink

Input Specifications

Functions	
Measurements	Overload Current, Phase Asymmetry, Phase Failure & Phase Sequence, Under Current
Alarm Indications	Trip
Reset	Auto / Manual / Remote
Electrical Connection	3Ø - 3 wire
Trip Setting	
Phase Sequence	Yes
Phase Failure	Yes
Phase Asymmetry (Fixed)	50% of Motor Current \pm Fixed
Under Current	50% of Motor Current
Trip Time Settings	
Power On Delay (Fixed)	<500ms
Trip Time Delay (Fixed)	5.5s \pm 1.5s
Overload Trip Delay	As per IDMTL graph
Recovery Delay Time	<250ms
For Overload	As per IDMT curve
Under Current Trip	5sec
Accuracy	
Trip Setting Accuracy	\pm 5% of set value
Time Setting Accuracy	\pm 5% of setting \pm 100ms
CT Setting	
CT Ranges	10A ,40A,80A

Recovery Setting

Automode : When healthy condition occurs device reset automatically after 15min. (Short terminal 17 & 18)

Remote / Manual : When healthy condition occur device reset by connecting 16 & 17 terminal or application of reset key.

Output Specifications

Relay Contact	2 C/O (DPDT)
Relay Rating	NC / 5A@240V AC NO / 5A@240V AC

Auxiliary Supply Specification

Supply Voltage	230 / 415V AC \pm 15%
Frequency	45 / 65Hz
Power Consumption	3VA max

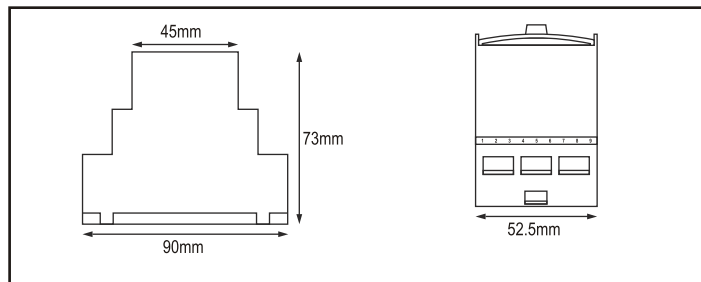
Environmental Specifications

Temperature	Operating Temperature : 0° to 50°C Storage Temperature : -20° to 75°C
Humidity (non-condensing)	Upto 95% RH

Mechanical Specifications

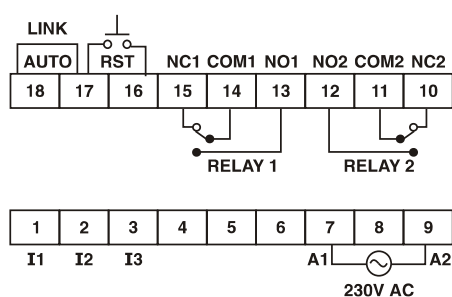
Mounting	DIN Rail
Weight	180gms
Screw Tightening Torque	0.5 NM

Dimensions

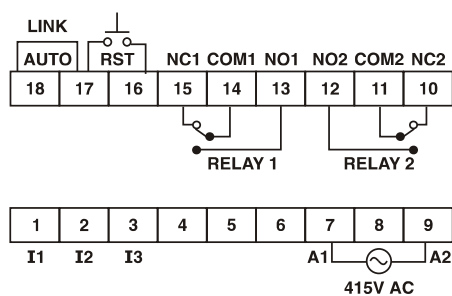


Terminal Connections

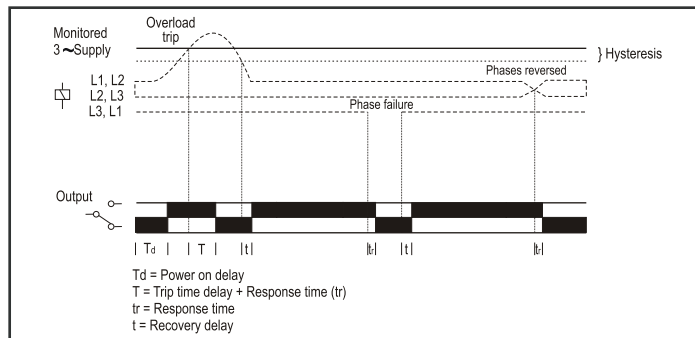
MPR-3M-2-230V



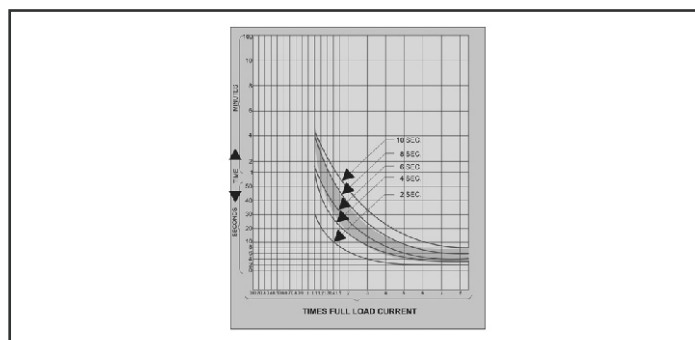
MPR-3M-2-415V



Timing Diagram



Inverse Time Characteristics (IDMTL) Graph



Ordering Information

Product Code	Supply Voltage	Certification
MPR-3M-2-230V	230V AC \pm 15%	---
MPR-3M-2-415V	415V AC \pm 15%	---

Product Code	INPUT CURRENT	Certification
MPCT D15 10 A	10 A	---
MPCT D15 40 A	40 A	---
MPCT D15 80 A	80 A	---